BAKU SLAVIC UNIVERSITY

INSTITUTIONAL EXCELLENCE & SUSTAINABILITY

SUSTAINABILITY REPORT 2025

UI GREENMETRIC & SDG ALIGNMENT

BAKU, AZERBAIJAN

Prepared for Global Sustainability Benchmarking

1. EXECUTIVE SUMMARY & INSTITUTIONAL PROFILE

Baku Slavic University (BSU) is proudly presenting its Annual Sustainability Report for 2025, charting institutional progress towards the United Nations Sustainable Development Goals (SDGs) and aligning operational standards with the global **UI GreenMetric World University Rankings** criteria. By linking socio-economic policies, high-quality accessible education, inclusive gender metrics, healthcare development, and radical climate mitigation targets, BSU is establishing itself as a green beacon of academic excellence within the region.

> **Strategic Vision 2025-2030:** BSU aims to merge high academic performance with structural carbon reduction, targeting a 10-15% reduction in overall campus footprint while actively driving down socio-economic inequalities across the student body.

2. SETTING & INFRASTRUCTURE (SI) & CLIMATE ACTION

In accordance with UI GreenMetric's focus on open campus spaces, energy management, and greenhouse gas metrics, BSU has institutionalized its commitment to carbon neutrality and sustainable landscaping through its updated **Climate Action Policy Framework (SDG 13)**.

Carbon Neutrality Commitments & Green Spaces

- **Net-Zero Strategy:** BSU is systematically implementing greenhouse gas (GHG) monitoring systems to implement reduction and offsetting initiatives.
- **Carbon Sequestration:** Active campus expansion projects focus on intensive tree planting campaigns and the transformation of concrete spaces into vibrant green areas.
- **Energy Efficiency:** Gradual implementation of smart lighting systems, motion sensors, and insulation modifications across all historical and contemporary campus facilities to optimize energy consumption.



3. SOCIAL INCLUSIVITY & FINANCIAL SUPPORT (SDG 1)

A central pillar of sustainability at BSU is social equity. The university operates on the firm principle that financial constraints must never prevent intellectual growth. BSU targets support actively toward the bottom 20% household income demographic.

Key Social Safeguards & Targeted Aid

- **Socio-Economic Welfare:** Full institutional financial mitigation schemes, monthly meal subsidies, and dedicated graduation grants are actively allocated to vulnerable demographics.
- **Infrastructure Access:** 100% of eligible low-income, internally displaced, or disabled students are granted fully subsidized housing across BSU's four dedicated dormitories.
- **Psychological & Academic Mentorship:** Structured psychological counseling centers paired with a dedicated peer-to-peer mentoring system ensure holistic support throughout the academic life cycle.

Key Performance Indicator (KPI)	Baseline	Target (2026)	GreenMetric / SDG Dimension
Low-Income Student Enrollment	707 students	730 students	SDG 1: Socio-economic Access
Annual Admission of Vulnerable Groups	188 students	200 students	SDG 10: Reduced Inequalities
Financial Aid Coverage Expansion	Baseline	+10% to 15% increase	Campus Social Sustainability
Subsidized Dormitory Accommodation	Current status	100% Guaranteed Access	Infrastructure & Welfare Support

4. HEALTH, WELL-BEING & CLEAN CAMPUS ATMOSPHERE (SDG 3)

UI GreenMetric prioritizes smoke-free campuses, physical fitness spaces, and extensive medical access for students and personnel. BSU provides full preventative, primary, and emergency care directly on-site.

Campus Wellness Services

- **BSU Medical Center:** Fully staffed operational facility with a certified medical doctor and licensed nurses offering zero-cost consultations and emergency treatment.

- **Preventative Screenings:** Regular non-cost physical screenings covering blood pressure, blood glucose levels, vision checks, and comprehensive immunization awareness campaigns.
- **Sports Infrastructure & Community Access:** BSU opens its physical fitness and sports facilities to local communities, driving public health initiatives outside the university parameters.
- **Smoke-Free Policy:** Strict campus-wide regulations prohibiting smoking to maintain premium air quality and support public health goals.

5. QUALITY EDUCATION & LIFELONG LEARNING (SDG 4)

Education forms the foundational mechanism of sustainability transformation. BSU ensures its high-end educational infrastructure remains open to non-enrolled members of the public, expanding lifelong learning options.

Academic Openness & Innovations

- **Open Access Resources:** Computer labs, extensive library rooms, conference proceedings, and guest academic lectures are accessible to the public without fees.
- **The Center for Digitalization and Quality Assurance:** Drives technological innovation, paperless academic administration, and continuous program improvements.
- **International Integration:** Multi-lateral Memorandums of Understanding (MoUs), international dual-degree tracks, and global research integrations establish BSU as an active center of knowledge transfer.

6. GENDER EQUALITY & INCLUSIVE GOVERNANCE (SDG 5)

Democratic, gender-balanced governance is fundamental to BSU's institutional culture. The university monitors gender metrics across all strata of leadership and administrative operations.

Policy Instruments & Metric Tracking

- **Core Safeguard Frameworks:** The Equality, Diversity and Inclusion (EDI) Policy combined with the Zero-Tolerance Anti-Harassment Policy forms a strong protective mesh for all campus community members.
- **Data-Driven Integration:** Continuous collection of gender-disaggregated statistics ensures transparent monitoring of enrollment, progression, and administrative promotion tracks.
- **Leadership and Visibility:** Targeted professional cultivation pathways are deployed to secure strong female leadership across senior faculty positions and administrative boards.



7. CONCLUSION & ROADMAP FOR GREENMETRIC EXCELLENCE

Baku Slavic University has successfully fused operational performance metrics across environmental preservation (SDG 13), social equity (SDG 1, SDG 5), public welfare (SDG 3), and premium education (SDG 4). Moving into the 2025–2030 cycle, BSU will focus on refining energy measurement metrics, increasing public sustainability campaigns, expanding alternative energy configurations, and maintaining its high standard of social equity to optimize its upcoming global UI GreenMetric submission.

Baku Slavic University - 2025 Sustainability Report

Driving International Standards, Fostering Inclusive Academic Excellence

About This Report

This report presents Baku Slavic University's sustainability approach, institutional performance and contribution to sustainable development during the 2025–2026 reporting period. It consolidates evidence previously maintained across ranking submissions, institutional records, financial information, academic data and campus operational reporting into one coherent public-accountability document.

The report has been structured to support transparent communication with students, staff, public authorities, partners and international evaluators. Its scope reflects the principal dimensions used in global higher-education sustainability assessment: environmental and social impact, governance, teaching, research, outreach, stewardship, infrastructure, energy, waste, water, transportation and digitalization.

Reporting alignment — The narrative is informed by the GRI impact-reporting approach, the United Nations Sustainable Development Goals, the QS Sustainability framework, the Times Higher Education Sustainability Impact Ratings and the UI GreenMetric Sustainable University Rankings.

Reporting Principles

Principle	Application in this report
Accuracy	Quantitative claims are based on the university data available for the reporting cycle.
Balance	Achievements are presented together with limitations and improvement priorities.
Comparability	Multi-year trends are used wherever consistent baseline data are available.
Clarity	Technical indicators are translated into accessible institutional narratives.
Traceability	Key figures correspond to internal evidence files and ranking submissions.
Continuous improvement	The report identifies targets and data-system improvements for future cycles.

Reporting Boundary

Unless otherwise stated, campus indicators cover BSU's two academic sites in Baku. Dormitory information is referenced where operationally relevant, but the principal land-use calculations in this report follow the academic-campus reporting boundary used for the current sustainability submission. Financial data refer to the 2025 institutional reporting year; ranking results and selected academic indicators include information available through mid-2026.

Contents

Section	Title	Pages
1	Leadership and Institutional Profile	4–5
2	Sustainability Governance and Material Topics	6–8
3	Education for Sustainable Development	9–11
4	Research, Innovation and Knowledge Exchange	12–14
5	Sustainable Campus Operations	15–21
6	People, Equality and Wellbeing	22–23
7	Community Engagement and Partnerships	24–25
8	Performance, Rankings and Future Commitments	26–29
9	Methodological Notes and References	30

Key Performance Snapshot

2025 at a glance: BSU combined curriculum reform, applied research, responsible campus operations and stakeholder engagement in a single institutional sustainability approach. The dashboard below prioritizes measurable outcomes and traceable evidence rather than activity counts alone.

Message from the Rector

Baku Slavic University enters its eightieth anniversary year with a clear understanding that the future of higher education depends not only on academic excellence, but also on institutional responsibility. Universities are expected to educate informed citizens, generate knowledge that addresses societal needs, manage resources responsibly and demonstrate integrity in every aspect of their work.

During the 2025–2026 period, BSU strengthened the integration of sustainability into education, research, campus operations and external engagement. Sustainability-related learning has been mapped across the curriculum; research and grant activity connected to the Sustainable Development Goals has increased; digital learning and administrative systems have expanded; and practical measures have been introduced in energy efficiency, water conservation, waste reduction and pedestrian-oriented campus management.

Our progress in international sustainability assessment confirms that these efforts are becoming more visible. At the same time, rankings are not treated as an end in themselves. They are instruments for benchmarking, identifying gaps and ensuring that institutional commitments are supported by evidence, measurable outcomes and continuous improvement.

This report brings together the work of academic and administrative staff, students, volunteers, partners and university leadership. It reflects a collective commitment to building a more inclusive, innovative, transparent and environmentally responsible university. BSU will continue to improve its data systems, policy framework and operational performance while widening its contribution to the national and global sustainability agenda.

Anar Naghiyev
Rector, Baku Slavic University



Institutional Profile

Founded in 1946 and granted university status in 2000, Baku Slavic University is a public higher-education institution specializing in languages, philology, education, social sciences, regional studies and intercultural dialogue. In 2026, the university marks its 80th anniversary, combining a long academic tradition with a renewed focus on internationalization, quality assurance, digital transformation and sustainable development.

Institutional characteristic	Profile
Faculties	5
Academic departments used in curriculum sustainability mapping	24
Academic buildings	2
Dormitories	4
Courses offered	823
Sustainability-related courses	282
Languages represented in teaching	Azerbaijani, Slavic, European and regional languages

Mission and Sustainability Context

BSU's sustainability agenda is grounded in its educational mission. As a humanities- and social-sciences-oriented institution, its greatest contribution lies in developing knowledge, values and professional capabilities that influence schools, public institutions, media, culture, international relations and community life. Sustainability is therefore understood broadly: environmental responsibility is combined with inclusive education, gender equality, ethical governance, social wellbeing, cultural diversity, peace, partnership and responsible digitalization.

Figure 1. Reporting population used in the two most recent sustainability cycles.

Sustainability Governance

Sustainability at BSU is coordinated through an institution-wide governance model rather than being assigned to a single environmental unit. University leadership sets strategic direction; vice-rectorates and administrative units integrate sustainability into their portfolios; the Internationalization and Sustainable Development Coordinator consolidates ranking evidence, policy development, institutional reporting and SDG mapping; faculties and departments implement academic activities; and student organizations support participation and outreach.

Governance Structure

Level	Principal responsibility
Rector and Scientific Council	Strategic oversight, approval of institutional priorities and formal decisions.
Vice-rectorates and administrative units	Implementation within academic affairs, research, finance, infrastructure, student services and general administration.
Internationalization and Sustainable Development Coordinator	Cross-institutional coordination, evidence collection, reporting, ranking submissions, policy alignment and progress monitoring.

Faculties and departments	Curriculum integration, research, events, partnerships and student engagement.
Student organizations and volunteers	Representation, awareness, peer engagement and community activity.
External stakeholders	Public authorities, schools, NGOs, employers, international partners and service providers.

Governance Priorities

Key achievements	Current challenge	Next commitments
• Dedicated sustainability coordination • Cross-unit reporting responsibilities • Policy development linked to rankings	• Some evidence streams still depend on manual collection and require stronger data ownership.	• Formalize annual data validation • Publish policy implementation updates • Expand student consultation

Governance maturity overview

- Strengthening written policies and implementation procedures.
- Maintaining transparent, verifiable evidence for public reporting and international assessment.
- Embedding sustainability objectives in operational planning and budget decisions.
- Expanding student representation and stakeholder consultation.
- Improving institutional data ownership, validation and annual review.

Ethics, Integrity and Responsible Digitalization

Responsible governance is essential to sustainability performance. BSU's institutional framework covers ethical conduct, anti-corruption, conflict-of-interest management, complaints and whistleblowing channels, examination monitoring, direct communication with university leadership and integrity-related awareness. Operational responsibility is shared among relevant administrative structures, including the Special Department and the Vice-Rectorate for General Affairs, while formal matters may be reviewed through established university governance mechanisms.

Digital Governance

Digitalization is used to improve service delivery, accessibility, institutional control and evidence-based decision-making. The university operates electronic learning and administrative systems, including the learning management environment and the SESDA electronic document circulation and archive system. Role-based access, activity records, data backup, system review and controlled document workflows form the basis for stronger information governance.

Digital area	Current institutional contribution	Next improvement
Learning systems	Course materials, communication and digital skills development.	Expand learning analytics and accessibility monitoring.
Electronic document management	Faster circulation, archiving and reduced paper dependency.	Define document-retention and audit schedules.
AI-supported education	Language learning, immersive scenarios, feedback and content creation.	Introduce responsible-AI risk and ethics review.

Information security	Access controls, backups and continuity procedures.	Consolidate incident-response and annual audit reporting.
Data protection	National data-protection compliance and controlled use of student/staff data.	Publish a comprehensive data-protection and privacy policy.

2026 relevance — UI GreenMetric added Governance & Digitalization as a separate criterion, reinforcing the importance of transparent leadership, digital systems, data protection, integrity and technology-enabled resource management.

Material Sustainability Topics

The report prioritizes topics that are both institutionally significant and directly connected to BSU's impacts. The material topics were identified from operational records, ranking methodologies, policy-development work, stakeholder expectations and the university's academic profile. A formal stakeholder-scored materiality assessment remains a future improvement; the present matrix is an evidence-based institutional prioritization.

Material topic	Why it matters to BSU	Primary SDGs
Quality and inclusive education	Core institutional mission and largest direct social impact.	4, 5, 10
Research and knowledge exchange	Supports evidence-based solutions and academic visibility.	4, 9, 13, 16, 17
Equality, wellbeing and accessibility	Shapes student and staff success and institutional fairness.	3, 5, 8, 10
Ethics and transparent governance	Protects trust, rights and institutional accountability.	16, 17
Energy and climate action	Reduces emissions, costs and environmental impact.	7, 12, 13
Water stewardship	Improves resource efficiency and campus resilience.	6, 12
Waste and circularity	Reduces disposal and supports responsible consumption.	11, 12
Sustainable mobility	Supports pedestrian safety and reduces vehicle pressure.	3, 11, 13
Digital transformation	Improves efficiency, access and decision support.	4, 9, 16
Community and partnerships	Extends university impact beyond campus.	11, 16, 17

Education for Sustainable Development

Education is BSU's most significant pathway to long-term sustainability impact. The university integrates sustainable-development themes across language education, teacher training, social sciences, psychology, media and communication, philology, regional studies and interdisciplinary courses. Rather than limiting sustainability to environmental modules, the curriculum addresses social inclusion, cultural dialogue, ethics, peace, human rights, digital literacy, critical thinking, health, responsible communication and global citizenship.

Curriculum Mapping

The 2025–2026 academic review identified 823 courses across 24 academic departments. Of these, 282 were classified as sustainability-related based on their direct or meaningful contribution to one or more SDGs. This represents approximately 34.3% of the mapped curriculum. The classification prioritizes courses with explicit sustainability content or clear learning outcomes connected to social, environmental, governance or economic dimensions of sustainable development.

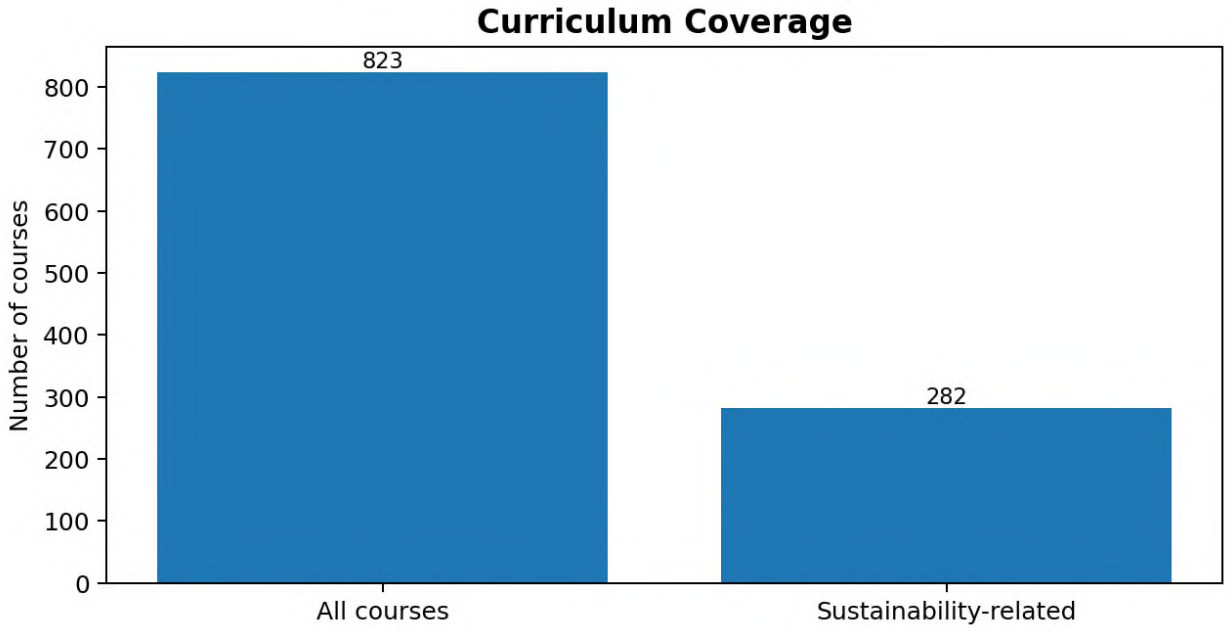

Figure 2. Sustainability-related curriculum coverage.

Indicator	Value
Departments mapped	24
Total courses	823
Sustainability-related courses	282
Share of mapped curriculum	34.3%

Digital, Experiential and Inclusive Learning



Figure 3A. Illustrative visualization of technology-supported language learning and immersive education. This image is used for presentation purposes and is not documentary evidence.

Key achievements	Current challenge	Next commitments
• 282 sustainability-related courses identified • 24 departments included in curriculum mapping • LMS, VR and LingAI Lab support digital learning	• A common course-level SDG coding and learning-outcome verification method is still being institutionalized.	• Apply standardized SDG mapping • Measure student learning outcomes • Extend staff capacity-building

Education performance narrative

BSU combines classroom instruction with digital and experiential methods. The LingAI Lab uses artificial intelligence and virtual-reality applications to create realistic language-learning scenarios such as airports, hotels, restaurants and conference settings. Platforms and tools including Mondly, VirtualSpeech, Immerse, Noun Town and Synthesia support speech practice, immersive communication, avatar-based instruction and feedback. These activities

strengthen language competence, digital confidence and employability while illustrating the responsible educational use of advanced technology.

The university also supports staff and student capacity through professional-development programmes. Training delivered during December 2025 and January 2026 included career-service capacity building, competency-based programme design, grant-proposal writing, tutor effectiveness and qualification requirements. Occupational safety and technical-security training further connected learning with institutional wellbeing and responsible employment practices.

Education Outcomes and Evidence

Area	Illustrative evidence	Sustainability contribution
Digital literacy	LMS-enabled learning, electronic resources and AI/VR-supported language education.	SDGs 4 and 9
Teacher and staff development	Competency-based curriculum, tutoring and grant-writing training.	SDGs 4, 8 and 17
Critical and responsible communication	Media literacy, journalism, ethics, language and intercultural studies.	SDGs 10 and 16
Career readiness	Career-service programmes and applied communication skills.	SDGs 4 and 8
Safety and wellbeing	Occupational safety and technical-security education.	SDGs 3 and 8

Lifelong Learning and Future Education Priorities

BSU's academic mission extends beyond degree programmes through seminars, public events, professional training and partnerships with schools and community stakeholders. These activities create opportunities for lifelong learning and make university expertise accessible to audiences outside the enrolled student body. Sustainability-related events are communicated through official university channels, allowing the institution to document public access and stakeholder participation.

2027–2030 Education Commitments

- Introduce a documented annual review of sustainability-related courses and learning outcomes.
- Develop a common SDG-mapping guide for departments and programme leaders.
- Expand interdisciplinary modules on climate literacy, responsible AI, ethics, data protection and green skills.
- Measure student participation and learning outcomes in sustainability-related activities.
- Increase open educational events for schools, educators, public institutions and community organizations.
- Link graduate employability tracking more systematically to green and sustainability-related jobs.

Current graduate indicator — For the most recent three-year assessment period, BSU reported 3,040 graduates, of whom 649 were identified as employed in green jobs, representing 21.3%. Future reporting should strengthen employer verification and occupation-classification documentation.

Research and Knowledge Creation

BSU's research profile reflects its strengths in languages, education, culture, social sciences and regional studies while increasingly connecting scholarly work to sustainable-development priorities. Research supports policy dialogue, inclusive education, cultural preservation, social cohesion, digital transformation and international cooperation. The university also organizes international research conferences with peer review and published proceedings, supporting knowledge exchange and wider academic visibility.

Research Visibility and Collaboration

Baku Slavic University has continued to strengthen the visibility and international impact of its research through sustained investment in scientific activities, international collaboration, and support for Sustainable Development Goal (SDG)-oriented research. During the reporting period, the University recorded a significant increase in research visibility and citation performance**,** reflecting the growing dissemination and recognition of its scientific outputs within the international academic community.

The University also enhanced its participation in collaborative research initiatives, expanded international academic partnerships, and encouraged interdisciplinary research addressing global sustainability challenges. These efforts have contributed to improved research impact, stronger international engagement, and broader dissemination of research findings**.**

BSU remains committed to further increasing research quality by promoting high-impact publications, strengthening international co-authorship, supporting open science practices, and expanding research collaboration with leading academic and research institutions worldwide.

Figure 5. Selected research-output and citation indicators.

Research Priorities

Key achievements	Current challenge	Next commitments
• Sustainability research funding increased • Dedicated SDG-related grants expanded • Publication and citation visibility improved	• Research data are distributed across units and require a consolidated institutional repository.	• Create an SDG research registry • Increase international co-authorship • Track impact beyond publication counts

Research performance narrative

Priority	Institutional direction
SDG research mapping	Tag publications, grants and conferences by SDG and research theme.
International co-authorship	Use institutional partnerships to build joint publications and projects.
Open and responsible research	Strengthen research ethics, data management and transparent dissemination.
Applied impact	Document how research informs schools, public bodies, communities and policy.

Interdisciplinary work	Connect humanities and social sciences with climate, technology and governance questions.

Innovation, Start-ups and Knowledge Exchange

Innovation at BSU is interpreted in a form consistent with the university's academic profile: new educational models, digital language technologies, social innovation, community solutions and interdisciplinary initiatives. GreenAgroHack has been identified within the university's sustainability innovation portfolio as a start-up-oriented initiative connecting green ideas, student participation and applied problem-solving.

The university's digital idea competitions and AI-supported learning initiatives also show how innovation can improve education and service delivery. Future reporting will distinguish clearly between start-ups, student projects, prototypes, competitions and institutional programmes, ensuring that each category is supported by founding records, participant data, outputs, partners and—where relevant—income or investment information.

Knowledge-Exchange Framework

Input	Activity	Output	Potential impact
Academic expertise	Research, seminars and consultancy	Knowledge products and recommendations	Better educational and public practice
Student creativity	Hackathons, competitions and volunteer projects	Ideas, prototypes and campaigns	Green skills and civic participation
Digital infrastructure	AI, VR, LMS and electronic administration	New learning and service models	Efficiency, accessibility and innovation
External partnerships	Schools, NGOs, government and international institutions	Joint events and projects	Broader social reach and collaboration

Energy Efficiency and Climate Action

Figure 6A. Illustrative visualization of energy-efficient LED lighting in an academic facility. Documentary photographs should be retained separately in the evidence archive.

Key achievements	Current challenge	Next commitments
• LED lighting and inverter air-conditioning expanded • Energy-efficient computers introduced • Electricity monitoring supports annual comparison	• On-site renewable-energy generation remains limited by the physical constraints of an urban campus.	• Complete appliance inventory • Expand technically feasible solar applications • Set a verified emissions-reduction baseline

Energy and climate performance narrative

The university's energy strategy combines equipment replacement, efficient lighting, behavioural measures and targeted use of renewable-energy applications. Campus improvements include LED lighting, motion sensors, inverter air-conditioning systems, energy-efficient refrigerators and the acquisition of Energy Star-labelled laptops. Fifty-four older computers were removed from service, supporting both efficiency and modernization.

Renewable-energy use remains limited in scale but is visible through solar-powered LED lighting and related small applications. Reported annual production increased from approximately 2,500 kWh to 4,800 kWh. BSU does not operate a conventional electricity generator; heating infrastructure includes gas-boiler systems, which remain relevant to future emissions-reduction planning.

Climate Management Priorities

- Maintain an annual, meter-based electricity-consumption dataset.
- Establish equipment-level energy-efficiency inventories and replacement schedules.
- Expand solar applications where technically and financially feasible.
- Calculate and publish a consistent greenhouse-gas inventory with defined boundaries.
- Integrate climate risks, adaptation and resilience into campus planning and procurement.

Energy performance data have been reviewed and validated against institutional records and supporting documentation, providing a reliable basis for annual monitoring and sustainability reporting.

Water Stewardship

Figure 7A. Illustrative visualization of a water-efficient sensor tap. The report narrative is supported by BSU inventory records and implementation evidence.

Key achievements	Current challenge	Next commitments
• Sensor taps installed • Dual-flush toilets used • Drip irrigation applied in landscaped areas	• A complete building-level water-consumption time series is not yet available for every facility.	• Strengthen metering records • Introduce routine leak checks • Assess future water-reuse options

Water stewardship narrative

BSU receives water through the municipal provider and discharges wastewater through the municipal sewage system. The campus does not currently operate an internal wastewater-treatment plant; accordingly, water stewardship focuses on demand reduction, efficient fixtures, leak prevention, irrigation efficiency and responsible use.

The current operational programme includes sensor-operated faucets, dual-flush toilets and drip irrigation. The latest institutional update indicates that all faucets have been converted to sensor operation and all toilets are equipped with dual-flush systems. Drip irrigation is used across landscaped areas to reduce evaporation and improve targeted watering.

Next Steps

The next stage is to consolidate monthly water-consumption data, create a leak-response log, quantify savings from fixture upgrades and assess rainwater harvesting or other non-potable reuse options where site conditions permit.

Waste Reduction and Circularity

Figure 8A. Illustrative visualization of source-separated collection bins supporting circular-economy practices.

Key achievements	Current challenge	Next commitments
• Paper and plastic waste declined from 2023 to 2025 • Treatment rates increased • No open burning is practiced	• The university needs more detailed weighing records by waste stream and collection date.	• Expand source segregation • Maintain contractor documentation • Publish annual waste-diversion performance

Waste and circularity narrative

BSU's waste programme emphasizes prevention, digitalization, segregation and contracted treatment. Paper and plastic waste declined from a combined 1,110 kg in 2023 to 980 kg in 2024 and 797 kg in 2025. The two-year reduction from 2023 to 2025 was approximately 28.2%, while the reduction from 2024 to 2025 was approximately 18.7%. Digital distribution, electronic document workflows, reduced printing and 3R awareness contributed to this trend.

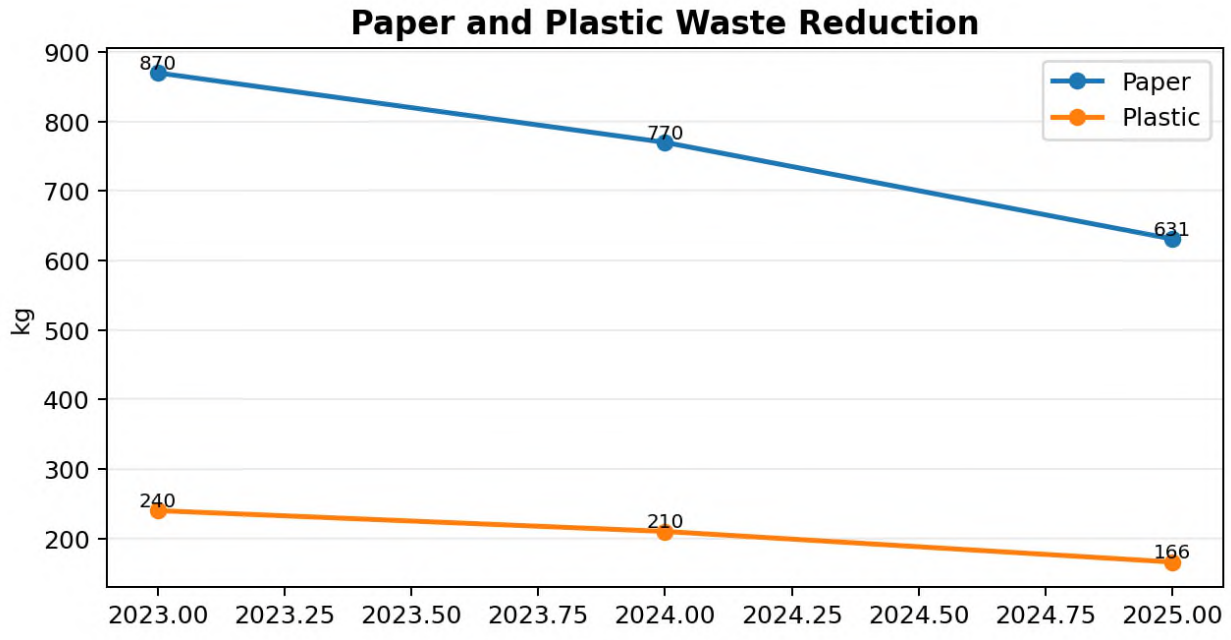

Figure 7. Paper and plastic waste reduction, 2023–2025.

Waste type	2023	2024	2025
Paper	870 kg	770 kg	631 kg
Plastic	240 kg	210 kg	166 kg
Combined	1,110 kg	980 kg	797 kg

Waste Treatment and Responsible Disposal

Treatment performance improved alongside waste reduction. In 2025, 558 kg of inorganic waste was treated or recycled, representing 70% of the reported inorganic-waste stream. Organic waste decreased from 520 kg in 2024 to 468 kg in 2025, while the treated share increased from 50% to 70%, equal to approximately 328 kg in 2025. Toxic

waste remained very low at an estimated 0–5 kg and was reported as fully treated through controlled channels. Open burning is not practiced.

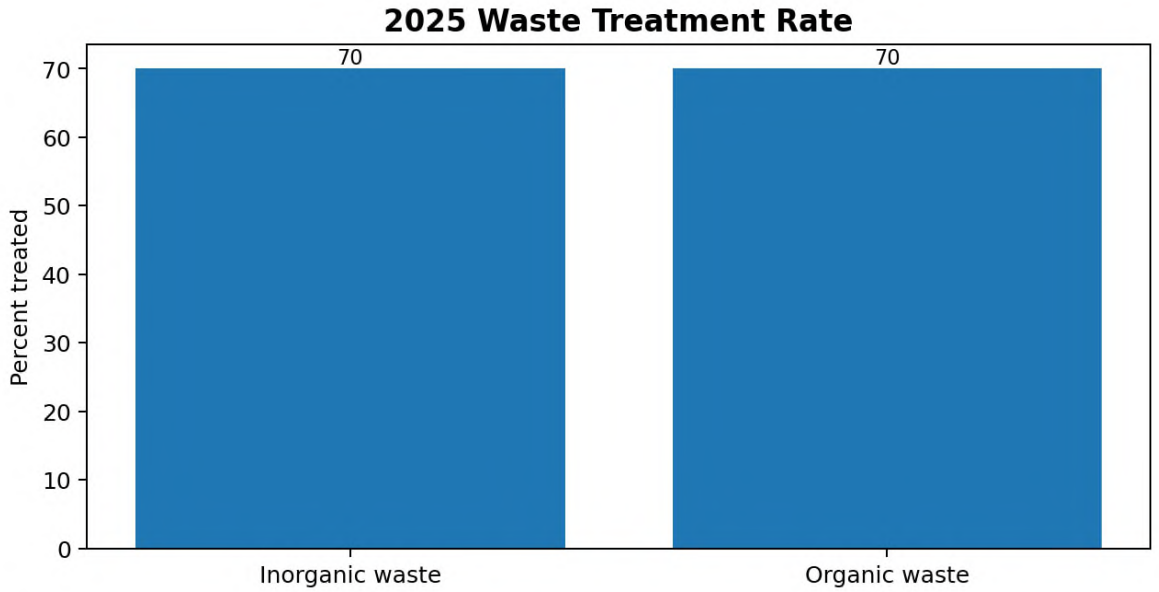

Figure 8. Reported waste-treatment rates in 2025.

Waste-Management Chain

Stage	Institutional practice
Prevention	Digital documents, double-sided printing, online meetings and reduced single-use materials.
Segregation	Separation of paper, plastic, organic and special waste streams where facilities allow.
Collection	Coordination with municipal and specialized service providers.
Treatment	Recycling or controlled treatment through partners such as EcoHub and relevant municipal operators.
Final destination	Municipal system and “Təmiz Şəhər” JSC pathways, according to waste type and contract.
Monitoring	Annual estimates and evidence files; weighing records remain an improvement priority.

Sustainable Transportation and Pedestrian Access

Key achievements	Current challenge	Next commitments
• Vehicle access to internal courtyards is restricted • Pedestrian access is prioritized • Parking is limited to designated external areas	• A verified annual modal-share survey has not yet been institutionalized.	• Conduct staff and student mobility survey • Formalize bicycle-support measures • Track shuttle use and avoided trips

Mobility performance narrative

BSU's central urban location supports access by public transport and limits the need for extensive on-campus parking. Vehicles are not permitted to park inside the courtyards or internal academic areas. Parking is available mainly in public areas in front of the main building and in designated roadside spaces around the university perimeter. This approach preserves internal space for pedestrians and reduces vehicle pressure within the campus.

The university vehicle fleet consists of nine vehicles. Daily traffic estimates used in reporting include approximately six cars and four motorcycles, while two minibuses are used primarily for events, guests and institutional needs rather than as a continuous public shuttle service. Walking, public transport and limited bicycle use remain the principal sustainable-mobility opportunities.

Mobility measure	Current approach	Future action
Internal parking restriction	No routine courtyard parking.	Formalize and publish the restriction.
Pedestrian safety	Pedestrian crossings exist on both sides of the university area.	Improve wayfinding and accessibility mapping.
Public transport access	Urban location enables bus/metro connections.	Publish route guidance for students and visitors.
Bicycle use	Observed but limited.	Install secure bicycle parking and count users.
Institutional vehicles	Nine vehicles; limited minibus use.	Track fuel, mileage and replacement efficiency.

Sustainable Finance and Procurement

Sustainability at Baku Slavic University is supported through dedicated institutional planning and the strategic allocation of financial resources. The University consistently invests in initiatives that enhance environmental performance, improve campus infrastructure, strengthen teaching and research, and advance long-term sustainable development objectives.

Financial resources are directed towards a wide range of sustainability initiatives, including energy-efficient technologies, green campus maintenance, water conservation measures, waste management and recycling, digital transformation, sustainable infrastructure improvements, student and community engagement activities, and institutional monitoring systems. In addition, continuous investment in library resources, academic development, and research capacity supports the University's commitment to quality education and innovation.

By integrating sustainability considerations into its financial planning and operational decision-making, BSU ensures that environmental, social, and governance (ESG) priorities are embedded across its academic and administrative functions. This long-term financial commitment enables the University to continuously improve its sustainability performance while contributing to the achievement of the Sustainable Development Goals (SDGs).

The University's Annual Financial Report serves as the primary framework for ensuring transparency, accountability, and the strategic allocation of resources in support of sustainability objectives.

Figure 9. Institutional budget allocation for 2025.

Equality, Diversity and Inclusion

Baku Slavic University is committed to fostering an inclusive, equitable, and diverse academic environment where equal opportunities are promoted for all members of the university community. The University's academic identity, built upon linguistic and cultural diversity, provides a strong foundation for intercultural dialogue, mutual respect, and social inclusion.

Equality and non-discrimination are embedded across institutional policies, academic programmes, student support services, governance structures, and decision-making processes. BSU actively promotes equal access to education, employment, professional development, and leadership opportunities while ensuring that diversity is recognized as a key institutional strength.

The University maintains a strong commitment to gender equality and women's participation in academic and institutional life. This commitment is reflected in inclusive governance practices, supportive institutional policies, and initiatives that encourage equal representation, professional advancement, and active participation across all areas of university activity. BSU will continue to strengthen its monitoring and reporting mechanisms to further enhance transparency and continuous improvement in equality, diversity, and inclusion.

Inclusion area	Current institutional support
Gender equality	High female participation among students and academic staff; policy and programme evidence.
Accessibility	Student support, medical rooms, psychological services and ongoing infrastructure review.
Cultural and linguistic diversity	Teaching and research across multiple Slavic, European and regional languages.
Non-discrimination	Ethics and equality commitments applicable to staff and students.
Student voice	Representation through student organizations and participation in governance activities.

Health, Safety and Wellbeing

The university’s wellbeing approach combines preventive health, psychological support, occupational safety, campus security and a smoke-free environment. Two medical rooms provide basic on-campus health support, and the Psychological Support Center offers assistance to students and staff. An indoor sports hall supports physical activity and student life.

Campus safety is strengthened through 24/7 security, 152 CCTV cameras, facial-recognition and turnstile access, fire extinguishers and fire-safety shields. Occupational safety and technical-security training is provided to improve awareness and compliance. These measures contribute to SDG 3 and SDG 8 while supporting the safe delivery of education and employment.

Wellbeing Priorities

- Introduce annual wellbeing and satisfaction surveys with disaggregated analysis.
- Publish clear pathways for psychological, medical, harassment and safety support.
- Maintain emergency preparedness and fire-safety training records.
- Strengthen accessibility audits for buildings, digital systems and learning materials.
- Track participation in sport, preventive health and awareness programmes.

Community Engagement and Student Participation



Figure 11A. Illustrative visualization of student participation in environmental volunteering. Official event photographs and links should remain in the evidence register.

Key achievements	Current challenge	Next commitments
• Green World volunteer initiative established • Student-led awareness activities delivered • Community and school engagement expanded	• Participation and long-term beneficiary outcomes are not yet measured consistently across all activities.	• Use common participation records • Collect beneficiary feedback • Report outcomes, not only events

Community-impact narrative

BSU extends sustainability beyond campus through volunteering, public events, school engagement, cultural activities and awareness programmes. On 4 March, the university launched the student group “BSU Volunteers for a Green World” within the national “Year of Solidarity for a Green World” framework and the university action plan. The volunteers participate in university and school-lyceum events, competitions, seminars and discussions, creating a practical channel for student leadership and environmental citizenship.

The academic seminar “Green University for a Green World” and related awareness activities demonstrate how sustainability is communicated through education and public engagement. Posters and campaigns on water conservation, waste reduction and responsible behaviour reinforce operational measures by encouraging individual action.

Engagement pathway	Examples	Expected outcome
Student volunteering	BSU Volunteers for a Green World	Leadership, awareness and civic responsibility.
Academic outreach	Seminars, conferences and public discussions	Knowledge transfer and informed debate.
School engagement	Activities involving the BSU School-Lyceum Complex	Early sustainability education.
Communication campaigns	Posters, official website and social media	Wider participation and transparency.
Cultural engagement	Language, literature and intercultural events	Social cohesion and cultural sustainability.

Partnerships and Internationalization

Partnerships amplify BSU's impact by linking academic expertise with public institutions, schools, NGOs, employers and international universities. Internationalization supports staff and student mobility, joint learning, research collaboration and intercultural competence. These activities are especially important for SDG 17 and for a university whose core identity is based on languages and regional cooperation.

The university's partnership approach should increasingly connect agreements with measurable sustainability outcomes. Future reporting will identify which partnerships produced joint courses, mobility, publications, grants, community projects, policy dialogue or capacity building. This will allow BSU to distinguish formal agreements from active, impact-generating collaboration.

Partnership Performance Framework

Dimension	Suggested annual measure
Academic collaboration	Joint courses, seminars, publications and visiting academics.
Mobility	Incoming and outgoing students and staff, with inclusion data.
Research	Joint proposals, funded projects and co-authored outputs.
Community impact	Beneficiaries, partner organizations and documented outcomes.
Sustainability governance	Partnerships linked explicitly to one or more SDGs.

Sustainability Performance Dashboard

Domain	Indicator	Baseline / latest value	Direction
Education	Sustainability Integration in Curriculum	Well Established	⇧ Strong Growth
Research	Sustainability-Oriented Research	Continuously Expanding	⇧ Significant Increase
Research	SDG-Focused Research Projects	Strengthening	⇧ Increasing

Waste	Waste Reduction and Recycling	Continuous Improvement	⬆ Improving
Waste	Resource Recovery and Treatment	Broadly Implemented	⬆ Improving
Waste	Green Campus and Open Spaces	Well Maintained	→ Stable
Campus	Water-Efficient Infrastructure	Fully Implemented	⬆ Continuous Improvement
Water	Energy Efficiency and Renewable Energy	Expanding	⬆ Increasing
Water	Sustainability Investment	Institutional Priority	⬆ Sustained Investment
Energy	Sustainability Skills and Green Employability	Developing	⬆ Positive Trend
Finance	Sustainability Integration in Curriculum	Well Established	⬆ Strong Growth
Graduates	Sustainability-Oriented Research	Continuously Expanding	⬆ Significant Increase

Interpretation

The dashboard shows strongest data maturity in curriculum mapping, research funding, waste reduction, campus land use and financial allocation. Energy, water and transportation systems have substantial implementation evidence, but future reports should improve monthly consumption data, meter validation, emissions accounting, fuel records and user counts. Social-impact areas require more systematic outcome measurement in addition to activity counts.

International Sustainability Performance

International rankings provide external benchmarks for BSU's progress. In the 2026 Times Higher Education Sustainability Impact Ratings, the university improved from the 1500+ band in 2025 to the 1001–1500 band, with an overall score of 40.3. BSU placed fourth nationally among 18 participating Azerbaijani universities in SDG 1, SDG 5 and SDG 13. Particularly strong results included SDG 5 with a score of 59.8 and a global band of 201–300, as well as SDGs 1, 4 and 13 in the 401–600 band.

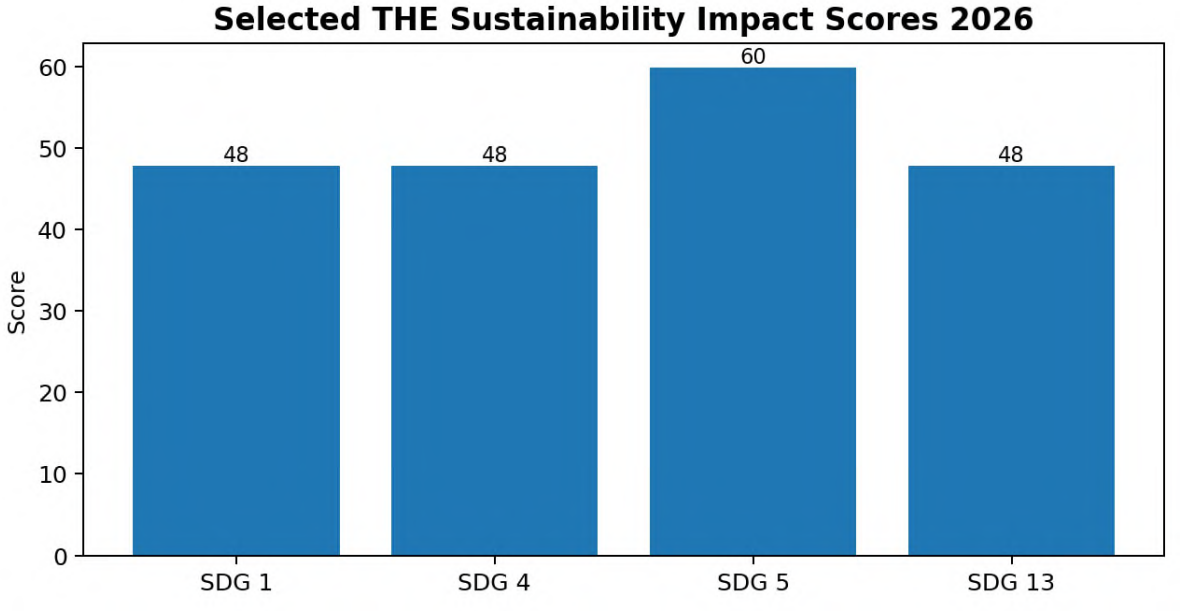

Figure 10. Selected THE Sustainability Impact scores, 2026.

SDG	Score / band	Institutional significance
SDG 1 – No Poverty	47.8; 401–600	Access, support and community contribution.
SDG 4 – Quality Education	47.8; 401–600	Major improvement from the previous cycle.
SDG 5 – Gender Equality	59.8; 201–300	Strongest selected performance.
SDG 13 – Climate Action	401–600 band	Nationally competitive climate contribution.
Overall	40.3; 1001–1500	Improvement from 1500+ in 2025.

Alignment with Global Ranking Frameworks

This report is designed as a shared evidence base rather than a replacement for individual ranking submissions. Each framework emphasizes different dimensions, but all reward credible public evidence, clear governance, measurable performance and institutional impact.

Framework	Primary focus reflected in this report
QS Sustainability	Environmental Impact, Social Impact and Governance; outward evidence of institutional performance, policy, research and alumni or societal contribution.
THE Sustainability Impact Ratings	Research, stewardship, outreach and teaching mapped to the United Nations SDGs.
UI GreenMetric Sustainable University Rankings	Setting and Infrastructure, Energy and Climate Change, Waste, Water, Transportation, Education and Research, and Governance and Digitalization.
GRI Standards	Transparent reporting of organizational impacts on the economy, environment and people, with attention to material topics and accountability.

Evidence Quality Principles

- Use publicly accessible institutional sources where ranking rules require public evidence.
- Ensure that policy documents contain approval, ownership, review date, scope and implementation responsibilities.
- Pair narrative claims with data, dated activities, records, photographs, links or formal documents.
- Maintain consistency between annual reports, ranking submissions, finance records and public webpages.
- Separate implemented practice from planned commitments and future targets.

Sustainability Commitments 2027–2030

Roadmap principle. Targets will be considered achieved only where progress is supported by a defined baseline, an accountable owner, a reporting frequency and documentary evidence. Planned actions are clearly distinguished from implemented practice.

Strategic objective	2027–2030 commitment
Governance	Adopt a consolidated sustainability governance framework and annual public reporting cycle.
Data quality	Assign indicator owners, validation rules and evidence registers for all material KPIs.
Climate	Publish a verified greenhouse-gas baseline and staged emissions-reduction plan.
Energy	Expand efficient equipment and renewable-energy applications; track monthly consumption.
Water	Quantify fixture savings, maintain leak logs and assess non-potable reuse options.
Waste	Increase source separation and treatment while improving weighing and contractor evidence.
Education	Review sustainability course mapping annually and measure learning outcomes.
Research	Increase SDG-related grants, international collaboration and documented societal impact.
People	Strengthen equality, accessibility, wellbeing and stakeholder feedback metrics.
Digitalization	Implement responsible AI, data-protection, cybersecurity and system-review policies.
Procurement	Adopt environmental, social and integrity criteria for purchasing and suppliers.
Partnerships	Link active partnerships to measurable SDG outcomes and beneficiaries.

Implementation principle — Targets will be translated into annual actions, responsible owners, budgets, evidence requirements and measurable indicators. Progress will be reviewed through the university's governance and reporting processes.

Methodological Notes and References

Key Methodological Notes

Visual integrity note: Images identified as “illustrative visualization” are design elements and must not be submitted as photographic evidence of implementation. Ranking evidence should rely on dated institutional records, official photographs, contracts, inventories, policies and public links.

- This report consolidates information from BSU sustainability evidence files, ranking submissions, academic records, financial reporting and institutional operational data.
- The curriculum figure reflects a mapping exercise across 24 departments and should be reviewed annually to account for programme and course changes.
- Campus area calculations follow the current academic-campus boundary and may differ from versions that include dormitories or other sites.
- Ranking bands do not indicate an exact position within the band unless the ranking provider publishes one.

External Frameworks Consulted

Source	Relevance
UI GreenMetric Sustainable University Rankings, Guideline 2026	Seven criteria, including the new Governance & Digitalization criterion.
Times Higher Education, Sustainability Impact Ratings 2026 Methodology	Assessment of university contribution to SDGs through research, stewardship, outreach and teaching.
QS World University Rankings: Sustainability	Environmental Impact, Social Impact and Governance categories and supporting lenses.
Global Reporting Initiative Standards	Impact-oriented sustainability reporting across economy, environment and people.
United Nations Sustainable Development Goals	Global framework for mapping institutional contribution and outcomes.

Institutional Contact

Baku Slavic University
Internationalization and Sustainable Development Coordination
Baku, Azerbaijan
Official website: https://bsu-uni.edu.az